

# Clyro Village Cycle/Footway & Traffic Calming Survey Results

Nov 2022

In August/Sept 2022 a survey was sent out to residents of Clyro in Powys, Wales, in order to gauge opinion of a safer footway/cycleway to Hay alongside the B4351 and thoughts on Traffic Calming for the A438.

## 1.0 Background and Scope:

The survey was drafted to gauge public opinion for traffic calming measures on the A438 and an alternative footway/cycleway alongside the B4351 Clyro to Hay road.

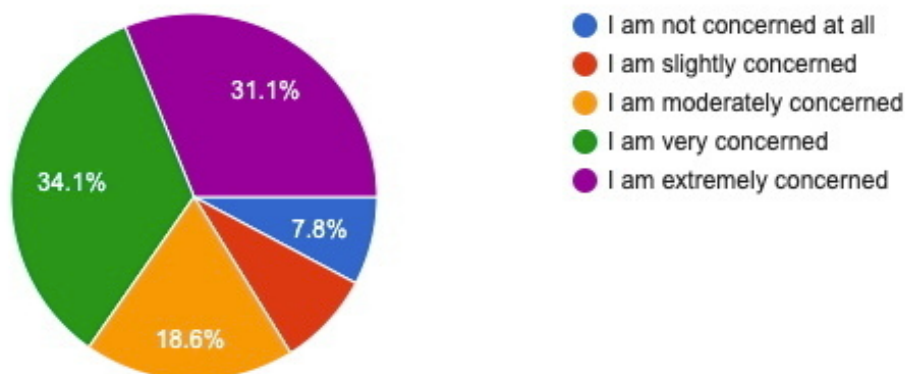
The survey was published as a Google questionnaire for online use, and a paper-only version available from a box outside the village hall. Fliers were printed and distributed to all households within the Clyro Community Council area.

The survey was open for one month across August and September 2022 and there were 167 responses.

The responses were appraised by a panel comprising of Clyro Community Councillors Wells, Fforde, Bates and Smith on the 17th Oct 2022, and their collective responses are logged after each question.

Overall conclusions and suggested further actions are at the end of the report.

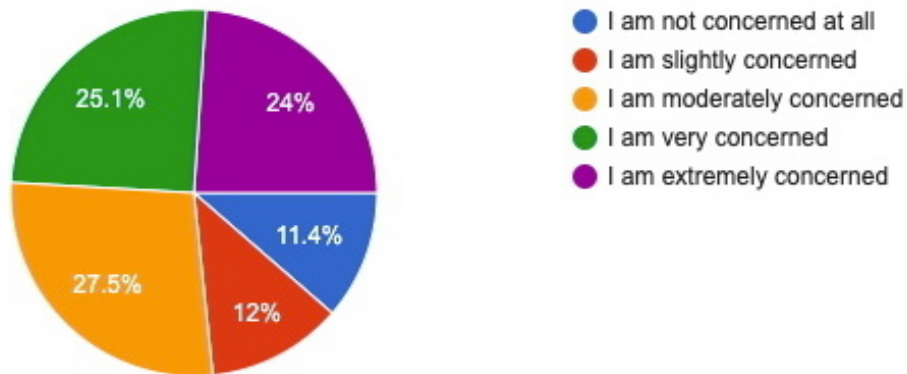
## 2.1 How concerned are you about safety on the roadside footway alongside B4351 Clyro to Hay road?



Reaction	Responses	% of whole (rounded)
I am not concerned at all:	13	8%
I am slightly concerned:	14	8%
I am moderately concerned:	31	19%
I am very concerned:	57	34%
I am extremely concerned	52	31%

As the very/extremely concerned figure is 65%, the panel concluded that footway safety on B4351 is a very real concern.

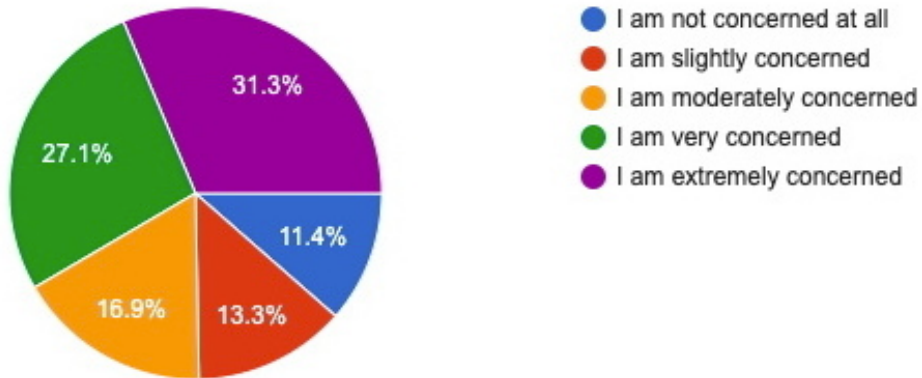
## 2.2 How concerned are you about the safety of road traffic on the B4351 Clyro to Hay road? (167 responses)



Reaction	Responses	% of whole (rounded)
I am not concerned at all:	19	11%
I am slightly concerned:	20	12%
I am moderately concerned:	46	27.5%
I am very concerned:	42	25%
I am extremely concerned	40	24%

The very/extremely concerned figure here is 49%, indicating a high concern, but less for road safety than pedestrian/cycle safety.

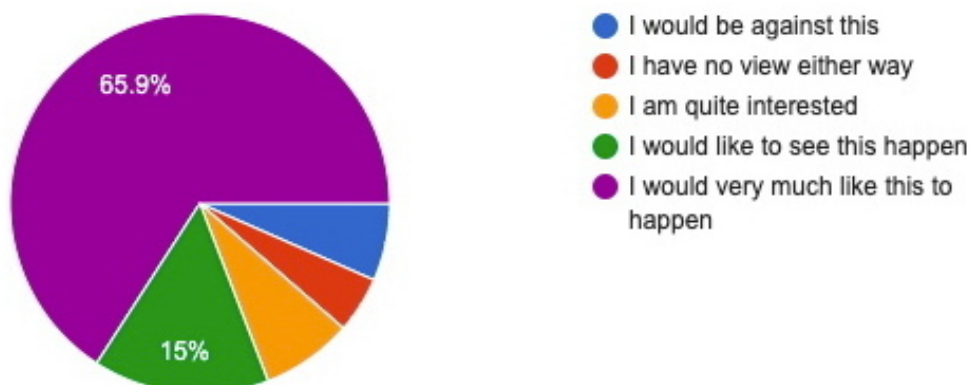
**2.3 How concerned are you about speeding through Clyro on the A438 (Main trunk road through Clyro)? (166 responses)**



Reaction	Responses	% of whole (rounded)
I am not concerned at all:	19	11%
I am slightly concerned:	22	13%
I am moderately concerned:	28	17%
I am very concerned:	45	27%
I am extremely concerned	52	31%

The very/extremely concerned figure here is 58%, indicating a high concern about speeding on the A438.

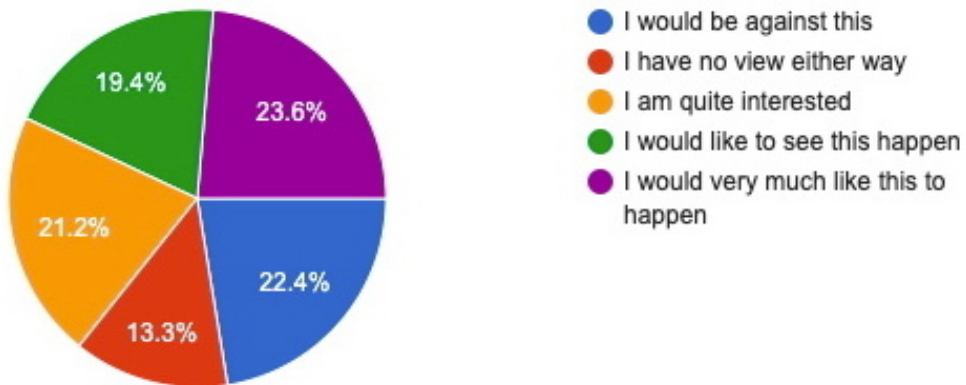
## 2.4 How do you feel about the provision of a new safe cycleway/footway from Clyro School to Hay Bridge? (167 responses)



Reaction	Responses	% of whole (rounded)
I would be against this:	11	7%
I have no view either way:	8	5%
I am quite interested:	13	8%
I would like to see this happen:	25	15%
I would very much like this to happen:	110	66%

The like to see/very much like to see response was 81%, indicating an extremely high wish for this to happen.

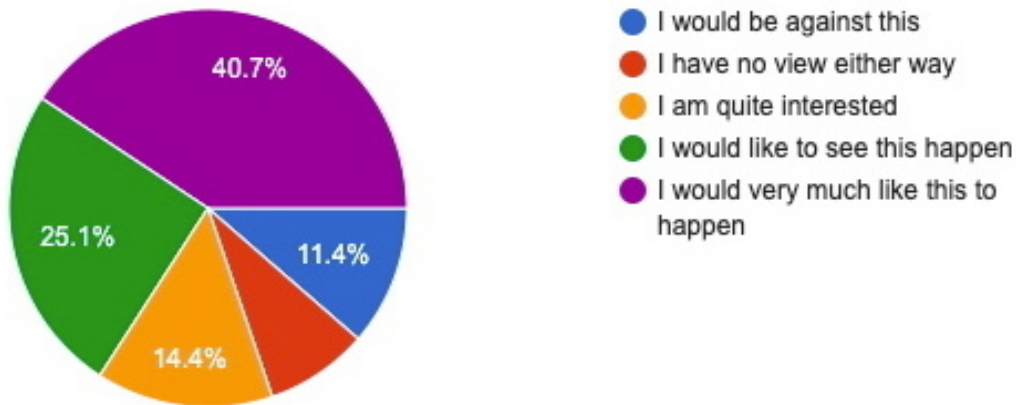
**2.5 How do you feel about road widening of the B4351 Clyro to Hay road?**  
(165 responses)



Reaction	Responses	% of whole (rounded)
I would be against this:	37	22%
I have no view either way:	22	13%
I am quite interested:	35	21%
I would like to see this happen:	32	19%
I would very much like this to happen:	39	23%

The like to see/very much like to see response was 42%, indicating sizeable support, but this must be weighed against a large 'against' response of 22%

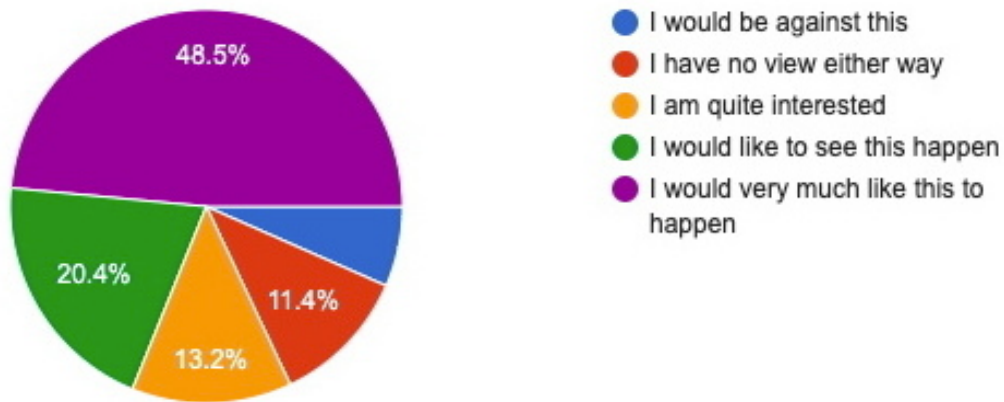
**2.6 How do you feel about speed reduction measures on A438 (main trunk road through Clyro)? (167 responses)**



Reaction	Responses	% of whole (rounded)
I would be against this:	19	11%
I have no view either way:	14	8%
I am quite interested:	24	14%
I would like to see this happen:	42	25%
I would very much like this to happen:	68	41%

The like to see/very much like to see response was 66%, indicating a very positive response to reduction measures.

**2.7 How do you feel about digital speed indicator signs showing happy/sad face green/red etc on A438 (main trunk road through Clyro)? (167 responses)**

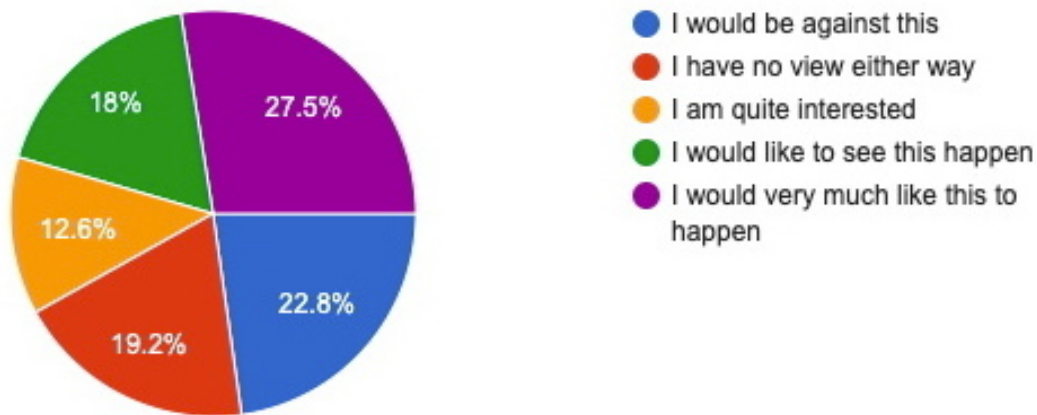


Reaction	Responses	% of whole (rounded)
I would be against this:	11	6.5%
I have no view either way:	19	11%
I am quite interested:	22	13%
I would like to see this happen:	34	20%
I would very much like this to happen:	81	48.5%

The like to see/very much like to see response was 68.5%, indicating a very strong response to Digital Speed Indicator signs



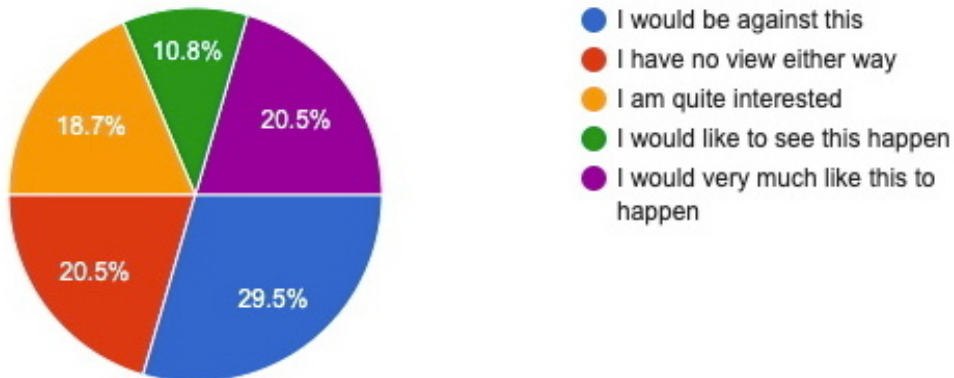
**2.8 How do you feel about village signs & white railings at entry and exit points to the village (similar to Whitney)? (167 responses)**



Reaction	Responses	% of whole (rounded)
I would be against this:	38	22%
I have no view either way:	32	19%
I am quite interested:	21	12.5%
I would like to see this happen:	30	18%
I would very much like this to happen:	46	27.5%

A more mixed response to the gate issue, with although overall approval, the very positive/very against votes almost equal.

## 2.9 How do you feel about child shaped roadside bollards by the school crossing point? (167 responses)



Reaction	Responses	% of whole (rounded)
I would be against this:	49	29%
I have no view either way:	34	20%
I am quite interested:	31	18.5%
I would like to see this happen:	18	10%
I would very much like this to happen:	34	20%

A less positive response than the gate issue, the 'child shaped bollards' seem the least popular option to road calming.



## 4.0: Conclusions

The level of engagement with the survey was impressive and it is clear that Clyro residents take local issues seriously, are happy to have their views sought, and are particularly concerned over road safety in around and in the village.

The suggestion regarding a new footway/cycle path alongside B4351 seems to have large public support within the Clyro community, as does speeding issues on the A438.

Of the methods to calm traffic, the Speed Indicator Device had the largest approval, with white gates coming in second and children-shaped bollards third.

## 5.0 Suggested further actions

It was the view of the panel that Clyro Community Council's energies should initially be focussed in two specific areas:

1: Although the Clyro Community Council as a public body cannot itself build a new cycle/footway alongside the B3451 to Hay, the Council's lobbying power on behalf of the residents should be used to its fullest extent to facilitate this project.

It was further noted that many local Parishes have mooted similar plans, so our efforts may become a blueprint for other Parishes to instigate similar projects, and that cycle/footways are a much-needed public resource, with attendant environmental and health benefits.

2: Speeding on the A438 was clearly an issue, but of the calming methods suggested, it was thought that energies should be focussed on a Speed Indicator Device, with other calming methods to be reappraised at a later date.

## 6.0 Appendix i

### Explanatory pictures from survey questions



Clockwise: Speed Indicator Camera, Child shaped bollards, white village entry gates.